



# Delrin® 511CPE NC010 (PRELIMINARY)

## ACETAL RESIN

Common features of Delrin® acetal resins include mechanical and physical properties such as high mechanical strength and rigidity, excellent fatigue and impact resistance, as well as resistance to moisture, gasoline, lubricants, solvents, and many other neutral chemicals. Delrin® acetal resins also have excellent dimensional stability and good electrical insulating characteristics. They are naturally resilient, self-lubricating, and available in a variety of colors and speciality grades.

Delrin® acetal resin typically is used in demanding applications in the automotive, domestic appliances, sports, industrial engineering, electronics, and consumer goods industries.

Delrin® 511CPE is a medium viscosity acetal homopolymer with enhanced crystallization for faster cycle times, excellent creep and fatigue resistance, and very low VOC emissions. Delrin® 511CPE provides improved thermal stability, excellent dimensional stability, low warpage, fewer voids, and improved productivity for injection moulding.

### Product information

Resin Identification	POM	ISO 1043
Part Marking Code	>POM<	ISO 11469

### Rheological properties

Melt volume-flow rate	13 cm <sup>3</sup> /10min	ISO 1133
Melt mass-flow rate	14 g/10min	ISO 1133
Temperature	190 °C	ISO 1133
Load	2.16 kg	ISO 1133
Melt mass-flow rate, Temperature	190 °C	ISO 1133
Melt mass-flow rate, Load	2.16 kg	ISO 1133
Moulding shrinkage, parallel	1.8 %	ISO 294-4, 2577
Moulding shrinkage, normal	1.8 %	ISO 294-4, 2577

### Typical mechanical properties

Tensile Modulus	3400 MPa	ISO 527-1/-2
Yield stress	75 MPa	ISO 527-1/-2
Yield strain	13 %	ISO 527-1/-2
Nominal strain at break	25 %	ISO 527-1/-2
Flexural Modulus	3200 MPa	ISO 178
Flexural Stress at 3.5%	89 MPa	ISO 178
Charpy impact strength, 23°C	235 kJ/m <sup>2</sup>	ISO 179/1eU
Charpy notched impact strength, 23°C	7 kJ/m <sup>2</sup>	ISO 179/1eA
Charpy notched impact strength, -30°C	6.5 kJ/m <sup>2</sup>	ISO 179/1eA
Hardness, Rockwell, M-scale	95 -	ISO 2039-2
Hardness, Rockwell, R-scale	122 -	ISO 2039-2
Poisson's ratio	0.37 -	



# Delrin® 511CPE NC010 (PRELIMINARY)

## ACETAL RESIN

### Thermal properties

Melting temperature, 10°C/min	178 °C	ISO 11357-1/-3
Temp. of deflection under load, 1.8 MPa	115 °C	ISO 75-1/-2
Temp. of deflection under load, 0.45 MPa	165 °C	ISO 75-1/-2
Coeff. of linear therm. expansion, parallel	95 E-6/K	ISO 11359-1/-2
Coeff. of linear therm. expansion, normal	95 E-6/K	ISO 11359-1/-2
RTI, electrical, 0.75mm	50 °C	UL 746B
RTI, electrical, 1.5mm	110 °C	UL 746B
RTI, electrical, 3mm	110 °C	UL 746B
RTI, impact, 0.75mm	50 °C	UL 746B
RTI, impact, 1.5mm	85 °C	UL 746B
RTI, impact, 3mm	90 °C	UL 746B
RTI, strength, 0.75mm	50 °C	UL 746B
RTI, strength, 1.5mm	90 °C	UL 746B
RTI, strength, 3mm	95 °C	UL 746B

### Flammability

Burning Behav. at 1.5mm nom. thickn.	HB class	IEC 60695-11-10
Thickness tested	1.5 mm	IEC 60695-11-10
UL recognition	yes -	UL 94
Burning Behav. at thickness h	HB class	IEC 60695-11-10
Thickness tested	0.8 mm	IEC 60695-11-10
UL recognition	yes -	UL 94
FMVSS Class	B -	ISO 3795 (FMVSS 302)
Burning rate, Thickness 1 mm	30 mm/min	ISO 3795 (FMVSS 302)

### Electrical properties

Relative permittivity, 100Hz	3.9 -	IEC 62631-2-1
Relative permittivity, 1MHz	3.9 -	IEC 62631-2-1
Dissipation factor, 100Hz	40 E-4	IEC 62631-2-1
Dissipation factor, 1MHz	45 E-4	IEC 62631-2-1
Volume resistivity	>1E13 Ohm.m	IEC 62631-3-1
Surface resistivity	>1E15 Ohm	IEC 62631-3-2
Comparative tracking index	600 -	IEC 60112

### Other properties

Density	1420 kg/m <sup>3</sup>	ISO 1183
Density of melt	1160 kg/m <sup>3</sup>	



# Delrin® 511CPE NC010 (PRELIMINARY)

## ACETAL RESIN

### VDA Properties

Emissions	<2 mg/kg	VDA 275
-----------	----------	---------

### Injection

Drying Recommended	yes
Drying Time, Dehumidified Dryer	2 - 4 h
Melt Temperature Optimum	205 °C
Min. melt temperature	200 °C
Max. melt temperature	210 °C
Max. screw tangential speed	0.3 m/s
Mold Temperature Optimum	90 °C
Min. mould temperature	80 °C
Max. mould temperature	100 °C
Hold pressure range	80 - 100 MPa
Hold pressure time	8 s/mm
Annealing time, optional	30 min/mm
Annealing temperature	160 °C

### Additional Information

#### Injection molding

Drying is recommended, but not necessary for newly opened packaging stored in a dry location.

Follow the drying guidelines above in the following cases:

- If moisture is above the Processing Moisture Content recommendation,
- When a resin container is damaged,
- When the material is not properly stored in a dry place at room temperature

or

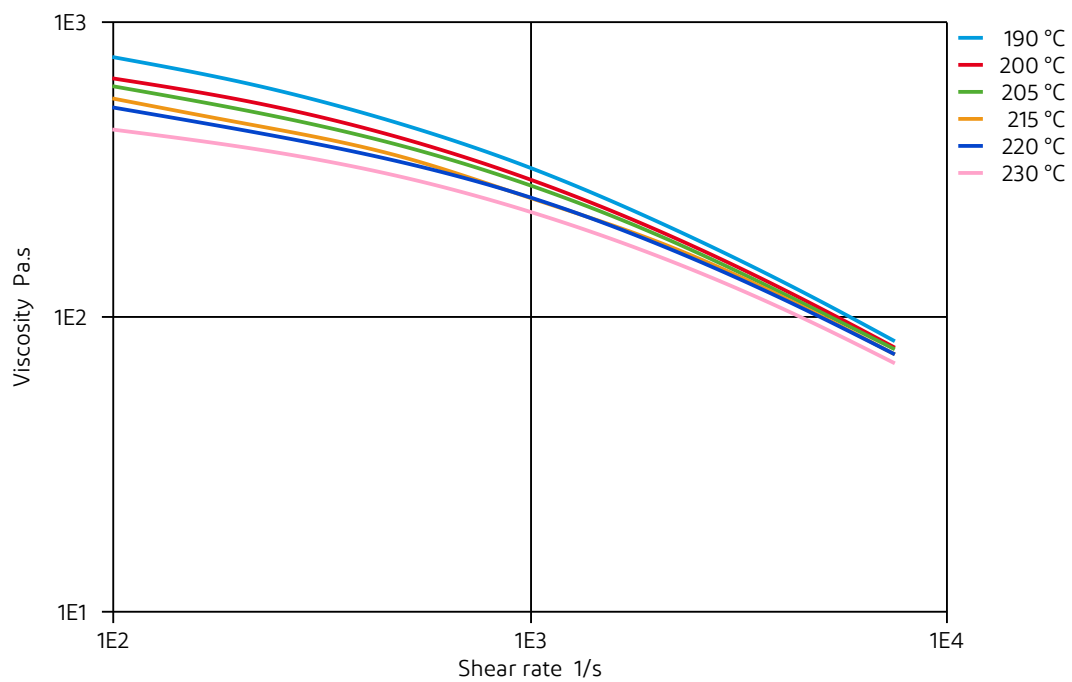
- When packaging stays open for a significant time.



# Delrin<sup>®</sup> 511CPE NC010 (PRELIMINARY)

ACETAL RESIN

Viscosity-shear rate

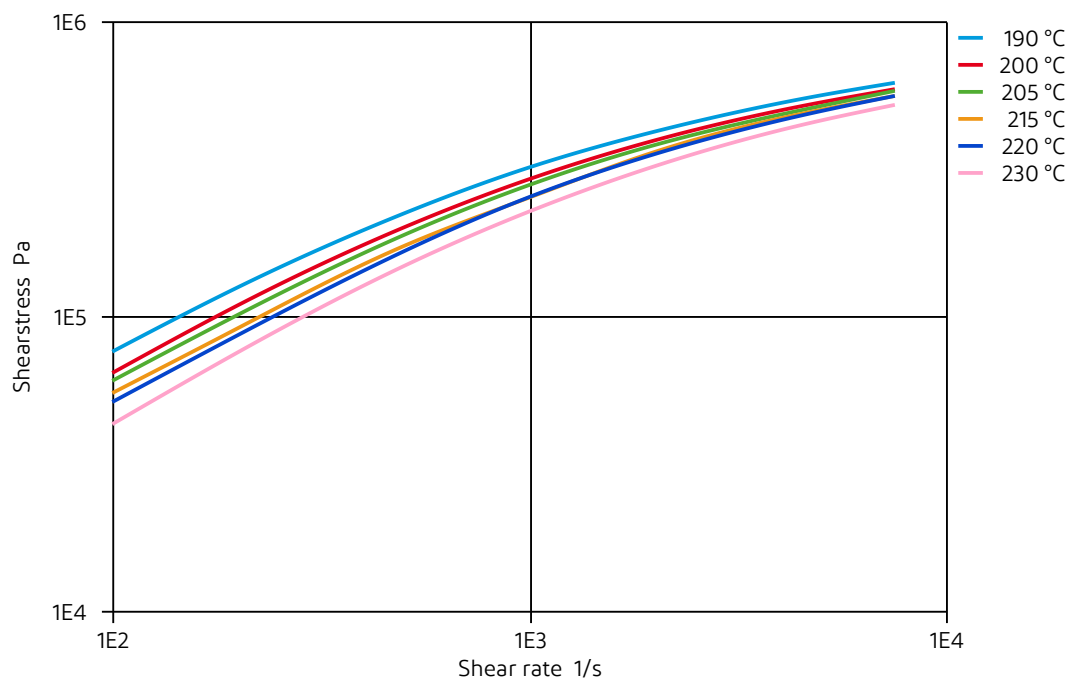




# Delrin<sup>®</sup> 511CPE NC010 (PRELIMINARY)

ACETAL RESIN

Shearstress-shear rate

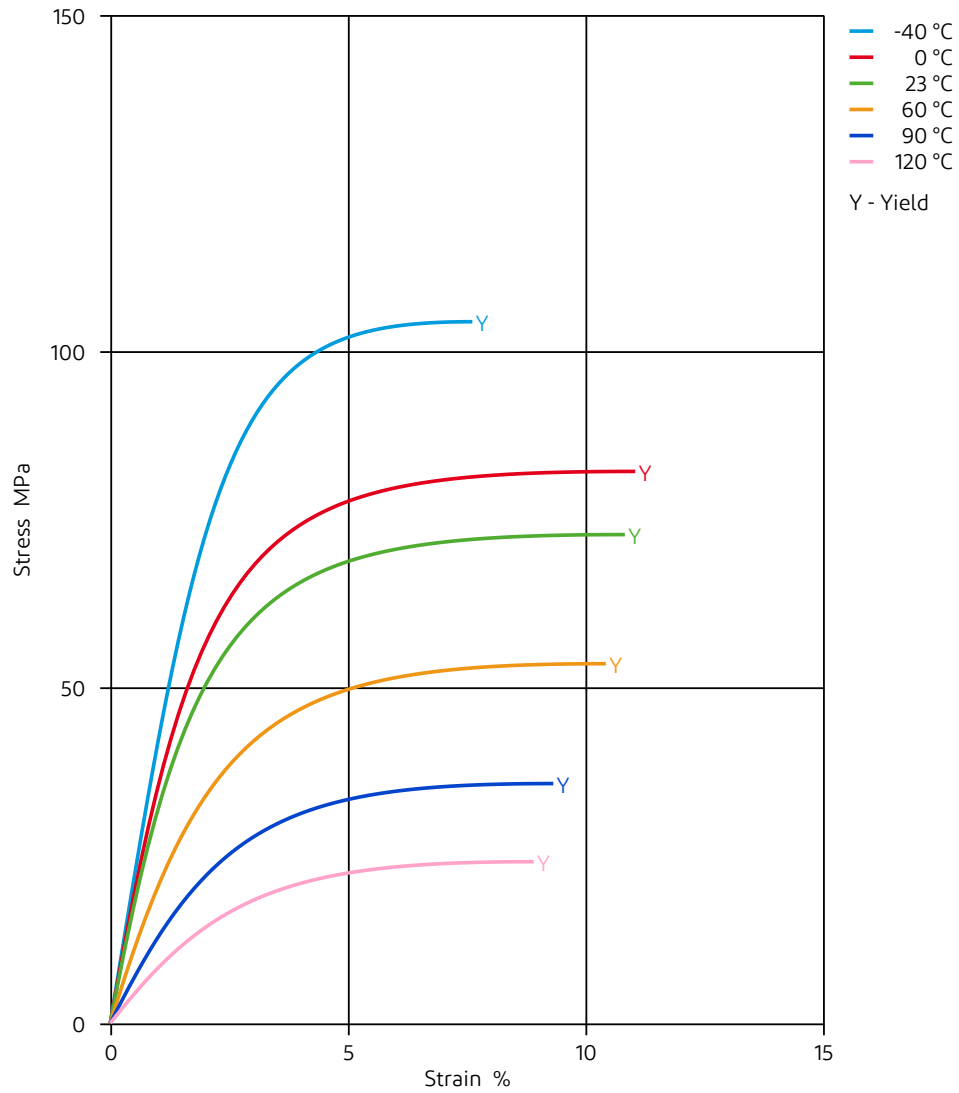




# Delrin<sup>®</sup> 511CPE NC010 (PRELIMINARY)

ACETAL RESIN

## Stress-strain

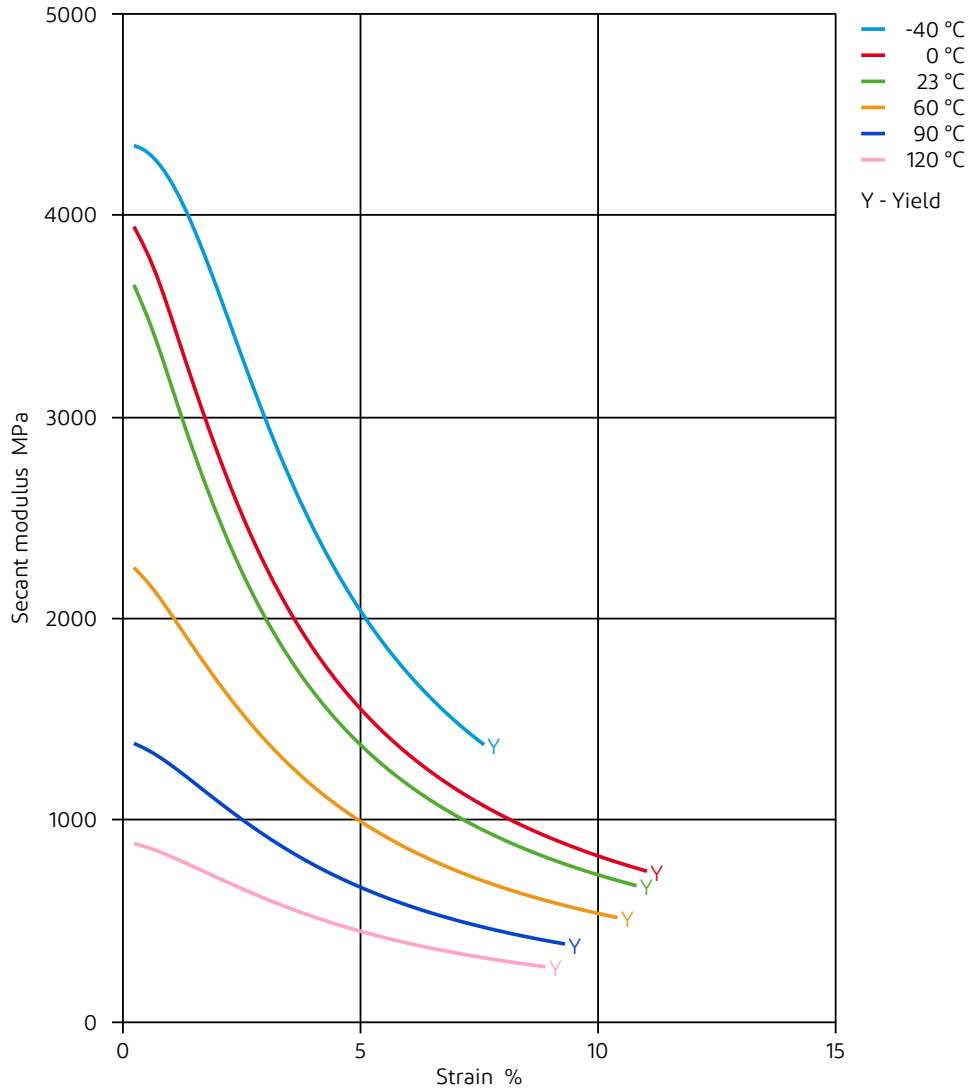




# Delrin® 511CPE NC010 (PRELIMINARY)

ACETAL RESIN

## Secant modulus-strain

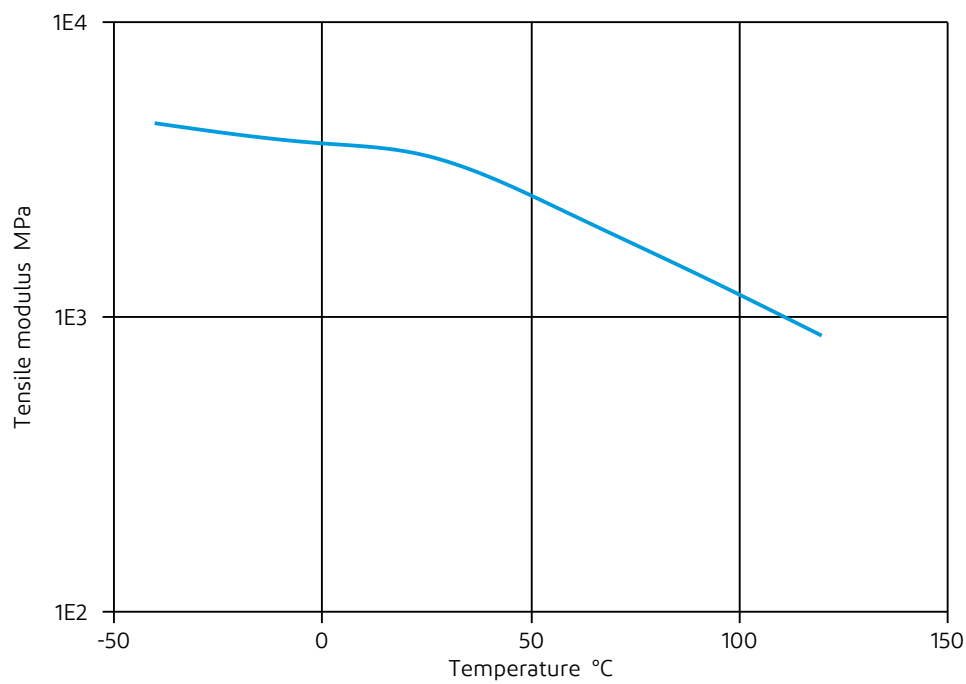




# Delrin<sup>®</sup> 511CPE NC010 (PRELIMINARY)

ACETAL RESIN

Tensile modulus-temperature



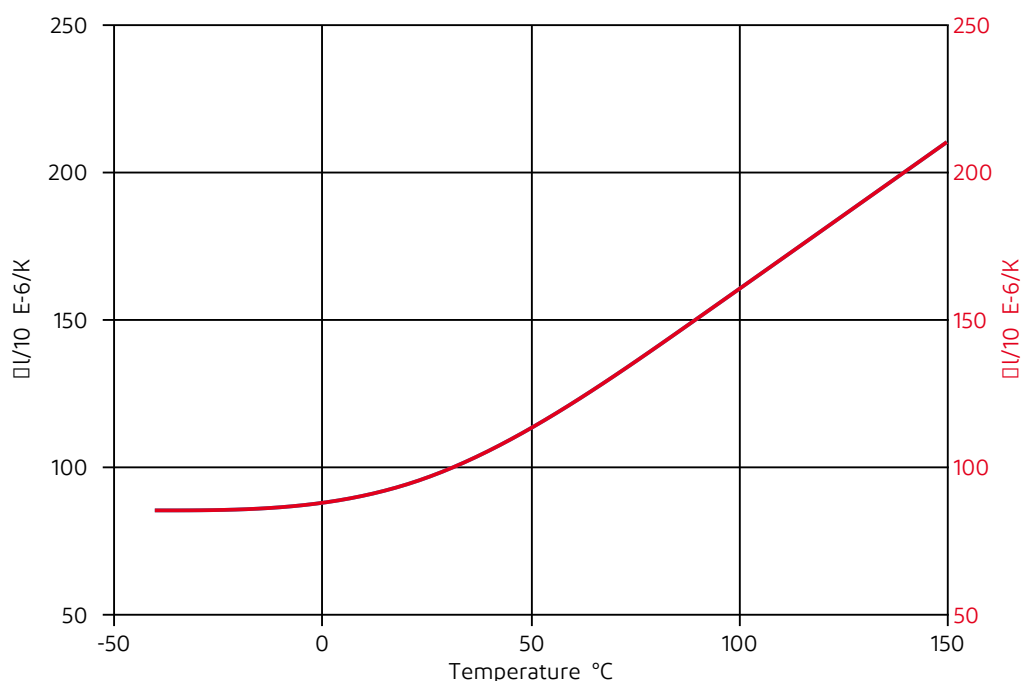




# Delrin<sup>®</sup> 511CPE NC010 (PRELIMINARY)

ACETAL RESIN

Coeff. of linear thermal expansion



Revised: 2021-06-03

Page: 9 of 9

[dupont.com](http://dupont.com)

The above data are preliminary and are subject to change as additional data are developed on subsequent lots.

The information set forth herein is furnished free of charge, is based on technical data that DuPont believes to be reliable, and represents typical values that fall within the normal range of properties. This information relates only to the specific material designated and may not be valid for such material used in combination with other materials or in other processes. It is intended for use by persons having technical skill, at their own discretion and risk. This information should not be used to establish specification limits nor used alone as the basis of design. Handling precaution information is given with the understanding that those using it will satisfy themselves that their particular conditions of use present no health or safety hazards and comply with applicable law. Since conditions of product use and disposal are outside our control, we make no warranties, express or implied, and assume no liability in connection with any use of this information. As with any product, evaluation under end-use conditions prior to specification is essential. Nothing herein is to be taken as a license to operate or a recommendation to infringe on patents.

CAUTION: Do not use DuPont materials in medical applications involving implantation in the human body or contact with internal body fluids or tissues unless the material has been provided from DuPont under a written contract or other acknowledgement that is consistent with the DuPont policy regarding medical applications and expressly acknowledges the contemplated use. For further information, please contact your DuPont representative.

DuPont's sole warranty is that our products will meet our standard sales specifications in effect at the time of shipment. Your exclusive remedy for breach of such warranty is limited to refund of purchase price or replacement of any product shown to be other than as warranted. TO THE FULLEST EXTENT PERMITTED BY APPLICABLE LAW, DUPONT SPECIFICALLY DISCLAIMS ANY OTHER EXPRESS OR IMPLIED WARRANTY OF FITNESS FOR A PARTICULAR PURPOSE, MERCHANTABILITY, OR NON-INFRINGEMENT. DUPONT DISCLAIMS LIABILITY FOR ANY SPECIAL, INCIDENTAL, OR CONSEQUENTIAL DAMAGES.

DuPont<sup>™</sup>, the DuPont Oval Logo, and all trademarks and service marks denoted with <sup>™</sup>, <sup>SM</sup> or <sup>®</sup> are owned by affiliates of DuPont de Nemours, Inc. unless otherwise noted.

© 2021 DuPont. All rights reserved.